



REPORT OF AN AUDITOR RELATING TO ACCOUNTS AUDITED UNDER SUB-SECTION (2) OF SECTION 33 & 34 AND RULE 19 OF THE BOMBAY PUBLIC TRUSTS ACT, 1950	
REGISTRATION NO.	: E-20474 (BOM)
NAME OF THE PUBLIC TRUST : LIGHT OF LIFE TRUST	
FOR THE YEAR ENDING	: 31ST MARCH, 2012
a)Whether accounts are maintained regularly and in accordance with the provisions of the Act and the rules	YES
b)Whether receipts and disbursements are properly and correctly shown in the accounts;	YES
c)Whether the cash balance and vouchers in the custody of the manager or trustee on the date of audit were in agreement with the accounts;	YES
d)Whether all books, deeds, accounts, vouchers or other documents or records required by the auditor were produced before him;	YES
e)Whether a register of movable and immovable properties is properly maintained, the changes therein are communicated from time to time to the regional office, and the defects and inaccuracies mentioned in the previous audit report have been duly complied with;	YES
f)Whether the manager or trustee or any other person required by the auditor to appear before him did so and furnished the necessary information required by him;	YES
g)Whether any property or funds of the Trust were applied for any object or purpose other than the object or purpose of the Trust;	NO
h)The amounts of outstanding for more than one year and the amounts written off, if any;	NIL
i)Whether tenders were invited for repairs or construction involving expenditure exceeding Rs.5000/-;	NIL
j)Whether any money of the public trust has been invested contrary to the provisions of Section 35;	NO
k)Alienations, if any, of the immovable property contrary to the provisions of Section 36 which have come to the notice of the auditor;	N.A.
l)All cases of irregular, illegal or improper expenditure, or failure or omission to recover monies or other property belonging to the public trust or of loss or waste or money or other property thereof, and whether such expenditure, failure, omission, loss or waste was caused in consequence of breach of trust or misapplication or any other misconduct on the part of the trustees or any other person while in the management of the trust;	N.A.
m)Whether the budget has been filed in the form provided by rule 16A;	NO
n)Whether the maximum and minimum number of the trustees is maintained;	YES
o)Whether the meetings are held regularly as provided in such instrument;	YES
p)Whether the minute books of the proceedings of the meeting is maintained;	YES
q)Whether any of the trustees has any interest in the investment of the trust;	NO
r)Whether any of the trustees is a debtor or creditor of the trust;	NO
s)Whether the irregularities pointed out by the auditors in the accounts of the previous year have been duly complied with by the trustees during the period of audit;	YES
t)Any special matter which the auditor may think fit or necessary to bring to the notice of the Deputy or Assistant Charity Commissioner	NONE
u)Income and The Liabilities in respect of Income-Tax and Contribution to Charity Commissioner have been accounted for on Cash Basis	
For and on behalf of M/S AGRAWAL ASHOK & ASSOCIATES Chartered Accountants Firm Registration No. 129646W  (ASHOK AGRAWAL) Proprietor Membership No. 034436	
	
Dated 25 th September, 2012	

SCHEDULE - VIII

[Vide Rule 17 (1)]

LIGHT OF LIFE TRUST

Registration No.E-20474 (Mumbai)

BALANCE SHEET AS ON 31ST MARCH, 2012

PREVIOUS YEAR (Rs.)	FUNDS & LIABILITIES	Rs.	Rs.	PREVIOUS YEAR (Rs.)	PROPERTY & ASSETS	Rs.	Rs.
	Trust Funds or Corpus:				Immovable Properties (At Cost):		
23,625,850.19	Balance as per last Balance Sheet	23,625,850.19			Freehold Land		
-	Addition during the year	-	23,625,850.19	-	At Uttan		
				-	Addition during the year	1,950,980.00	
				-	Add: Development Expenditure	621,744.00	2,572,724.00
	Other Earmarked Funds:				At Karjat		
	(Created under the provisions of the Trust Deed or scheme or out of the Income)			4,824,610.00	As per last Balance Sheet		4,824,610.00
37,427,838.14	As per Schedule "A" Annexed		40,889,468.06		Leasehold Land		
				420,811.00	As per last Balance Sheet	420,811.00	420,811.00
	Loans (Secured or Unsecured):				Building Under Construction		
	From Trustees	-		8,255,533.30	As per last Balance Sheet	14,475,889.30	
	From Others	-		6,220,356.00	Add: Additions during the Year	1,107,169.00	15,583,058.30
					Investments:		
360,065.00	Liabilities:				Note: The Market value of the above Investments is Rs.		
-	For Expenses	62,352.00			Fixed Assets:		
	For Advances	-		1,336,435.60	As per Schedule "B" Annexed		1,810,304.94
	For Rent & Other Deposits	-	62,352.00		Loans (Secured or Unsecured): Good/Doubtful		
	For Sundry Credit Balances	-			Loan Scholarships	-	
					Other Loans	-	
	Income and Expenditure Account:				Advances:		
1,739,971.40	Balance as per last Balance Sheet	1,817,838.84		1,500,000.00	For Purchase of Land at Uttan	-	
77,867.44	Add: Surplus as per Income & Expenditure Account	59,327.15	1,877,165.99	621,744.00	Development Expenditure at Uttan	-	
				-	Development Expenditure Jagruti Projects	2,178,425.00	
				70,500.00	Office Deposit	86,500.00	
				5,000.00	Other Deposit	5,000.00	
				-	Security Deposit	500.00	



				792,711.00	Income Tax deducted at source	931,039.00	
				101,640.00	Loans & Advances to Staff	60,768.00	
				-	Other Advances	560,470.00	3,822,702.00
				-	Prepaid Insurance		26,657.00
					Income Outstanding:		
				339,746.28	Interest Accrued	743,375.03	
				5,423.00	Other Income		743,375.03
					Cash & Bank Balances:		
					(a) Bank Balance		
				4,882,893.39	In Current Account	2,625,572.35	
				13,360,430.08	In Saving Account	1,731,558.08	
				80,695.02	In FCRA Account	3,047,955.54	
				20,350,000.00	In Fixed Deposit Account	29,150,000.00	
				-	In Linked Term Bank Deposits	-	
				63,063.50	(b) With the Manager (Cash in Hand)	95,508.00	36,650,593.97
63,231,592.17	TOTAL (Rs.) :		66,454,836.24	63,231,592.17	TOTAL (Rs.) :		66,454,836.24

REFER SCHEDULE 'E' FOR ACCOUNTING POLICIES AND NOTES TO ACCOUNTS

As per our report of even date
For and on behalf of
M/s Agrawal Ashok & Associates
FRN. 129646W
Chartered Accountants

Ashok Agrawal
Proprietor
M No.034436
PLACE: MUMBAI
DATE: 25/9/12



The above Balance Sheet to the best of our belief contains a true account of the Funds and Liabilities and of the Property and Assets of the Trust.

FOR LIGHT OF LIFE TRUST

* *[Signature]*

TRUSTEE

[Signature]

TRUSTEE

SCHEDULE - IX
[Vide Rule 17 (1)]

LIGHT OF LIFE TRUST
Registration No.E-20474 (Mumbai)
INCOME AND EXPENDITURE ACCOUNT FOR THE YEAR ENDED 31ST MARCH, 2012


PREVIOUS YEAR (Rs.)	EXPENDITURE	Rs.	Rs.	PREVIOUS YEAR (Rs.)	INCOME	Rs.	Rs.
96,620.00	To Expenditure in respect of Properties:				By Rent		-
-	Rates, Taxes & Cesses	4,258.00			By Interest on:		
-	Security Charges	238,200.00		-	On Securities	-	
-	Property Tax	93,403.00		-	On Loans	-	
377,542.00	Salaries	372,000.00		272,276.38	On Bank Accounts	172,409.00	
-	Other Expenses	-	707,861.00	1,428,628.25	On Bank FDR	2,634,756.71	
				312,061.10	On Linked Term Bank Deposits	-	2,807,165.71
3,335,028.52	To Establishment Expenses		3,193,446.50	-	By Dividend		-
	<i>As per Schedule "C" Annexed</i>			8,126,779.98	By Donation in Cash or Kind	4,795,912.20	
-	To Remuneration to Trustees		-	3,120,967.40	By Donation for Jagruti Project Fund	1,604,539.00	6,400,451.20
-	To Remuneration		-	-			
600.00	To Legal Expenses		680.00	8,529,790.00	By Grants from Corporates		16,545,433.32
29,120.00	To Audit Fees		55,150.00		By Income from Other Sources:		
-	To Contribution and Fees		-	738,800.00	Event Receipts	100,500.00	
	To Amount Written off:			649,386.92	Other Income	771,630.00	
-	(a) Bad Debts	-	-		Sundry Balances Written Off	-	872,130.00
-	(b) Loan Scholarship	-	-		By Transfer from Reserves:		
-	(c) Irrecoverable Rents	-	-	1,734,215.00	Anando Project Fund		1,193,272.00
-	(d) Other Items	-	-				
-	To Miscellaneous Expenses		-				
356,582.00	To Depreciation		623,439.66				



	To Amount Transferred to Reserves or Specific Funds:					
-	Anando Project Fund	2,554,901.92				
2,818,128.40	Jagruti Project Fund	-				
3,800,000.00	Trust Objects Fund	2,100,000.00	4,654,901.92			
	To Expenditure on Objects of the Trust					
-	(a) Religious		-			
14,021,416.67	(b) Educational & Child Development <i>As per Schedule "D" Annexed</i>		18,523,646.00			
-	(c) Medical Relief		-			
-	(d) Relief of Poverty		-			
-	(e) Other Charitable Objects		-			
77,867.44	To Surplus Carried over to Balance Sheet		59,327.15			
24,912,905.03	TOTAL		27,818,452.23	24,912,905.03	TOTAL	27,818,452.23
-						


REFER SCHEDULE 'E' FOR ACCOUNTING POLICIES AND NOTES TO ACCOUNTS


As per our report of even date
For and on behalf of
M/s Agrawal Ashok & Associates
FRN. 129646W
Chartered Accountants


Ashok Agrawal
Proprietor
M No. 034436
PLACE: MUMBAI
DATE: 25/9/12



FOR LIGHT OF LIFE TRUST


TRUSTEE


TRUSTEE

LIGHT OF LIFE TRUST

Registration No.E-20474 (Mumbai)

SCHEDULES ANNEXED TO AND FORMING PART OF THE BALANCE SHEET AS ON 31st MARCH, 2012.

SCHEDULE "A" - OTHER EARMARKED FUNDS

Particulars	As on 1.04.2011	Transfer from Income & Expenditure Account	Transfer from Jagruti Project Fund	Transfer to Jagruti Project (Utilised) Fund	Transfer to Income & Expenditure Account	As on 31.03.2012
Anando Project Fund	1,405,961.74	2,554,901.92	-	-	1,193,272.00	2,767,591.66
Jagruti Project Fund	5,095,987.10	-	-	-	-	5,095,987.10
Trust Objects Fund	16,450,000.00	2,100,000.00	-	-	-	18,550,000.00
Jagruti Project (Utilised) Fund	14,475,889.30	-	-	-	-	14,475,889.30
Total:	37,427,838.14	4,654,901.92	-	-	1,193,272.00	40,889,468.06




LIGHT OF LIFE TRUST

Registration No. E-20474 (Mumbai)

SCHEDULE "B" - DEPRECIATION ON FIXED ASSETS

Sr no.	Opening Balance as on 1-4-11	Date of Purchase	Name of Fixed Assets	Addition during the year	Total Fixed Asset	No. of Months Depreciation to be taken as per IT Act	Rate of Dep.	Depreciation	WDV as on 31-3-12
A			COMPUTERS						
	404205.60		Computers & Laptop	0	404205.60	12	60%	242523	161682.60
		03.06.2011	New CPU	13500	13500	12	60%	8100	5400.00
		05.07.2011	7 computer	120000	120000	12	60%	72000	48000.00
		18.08.2011	Motherboard & 2 GB Ram	4600	4600	12	60%	2760	1840.00
		18.08.2011	Motherboard	3800	3800	12	60%	2280	1520.00
		28.11.2011	Upgradation of HO Computers	22550	22550	6	60%	6765	15785.00
		30.11.2011	External Hard Drive	5250	5250	6	60%	1575	3675.00
		25.01.2012	2 Computers	41000	41000	6	60%	12300	28700.00
		31.01.2012	2 Toshiba Laptops	44500	44500	6	60%	13350	31150.00
		13.02.2012	11 computer for Alibaug	245761.89	245761.89	6	60%	73729	172032.89
	404205.60		Total Computer	500961.89	905167.49			435382	469785.49
	5090.00		Printer		5090	12	60%	3054	2036
		05.07.2011	Printer	6150	6150	12	60%	3690	2460
		25.01.2012	HP Printer	9750	9750	6	60%	2925	6825
		13.02.2012	Printer	5238	5238	6	60%	1571	3667
		13.02.2012	Printer	0.1	0.1	6	60%	0.1	0
	5090.00		Total Printer	21138.10	26228.10			11240.10	14988.00
	409295.60		Total Computers & Laptops	522099.99	931395.59			446622.10	484773.49
B			ELECTRICAL EQUIPMENTS						
	246967		Electrical Fittings		246967	12	15%	37045.05	209921.95
		23.06.2011	Tube Lights	9733	9733	12	15%	1459.95	8273.05
		04.01.2012	10X4 Core ISI Cable	35017	35017	6	15%	5252.55	29764.45
		22.02.2012	Electrical Fittings - Comp.Centre	15500	15500	6	15%	2325	13175
	246967		Total Electrical Fittings	60250	307217			46082.55	261134.45



SCHEDULE "B" - DEPRECIATION ON FIXED ASSETS

Sr no.	Opening Balance as on 1-4-11	Date of Purchase	Name of Fixed Assets	Addition during the year	Total Fixed Asset	No. of Months Deprecation to be taken as per IT Act	Rate of Dep.	Deprecation	WDV as on 31-3-12
	42540		Fans		42540	12	15%	6381	36159
		19.04.2011	1 Fan	2223	2223	12	15%	333	1890
		21.06.2011	2 Crompton Fan	2640	2640	12	15%	396	2244
		31.10.2011	3 Fan	4250	4250	6	15%	319	3931
		30.11.2011	1 Fan	1250	1250	6	15%	94	1156
		21.02.2011	Fan Alibaug Comp.Centre	1500	1500	6	15%	113	1387
	42540		Total Fans	11863	54403	54	0.9	7636	46767
	289507.00		Total Electrical Equipments	72113.00	361620.00			53718.55	307901.45
C			FURNITURE & FIXTURES						
	305839		Furniture & Fixtures		305839	12	10%	30584	275255
		21.06.2011	Computer Tables	16000	16000	12	10%	1600	14400
		18.07.2011	6 Plastic tables & 10 Chairs	5100	5100	12	10%	510	4590
		20.07.2011	Steel Cupboard	7700	7700	12	10%	770	6930
		01.08.2011	7 Plastic Tools	875	875	12	10%	88	787
		31.10.2011	4 Plastic Chair	1600	1600	6	10%	80	1520
		31.12.2011	Revolving Chair	2200	2200	6	10%	110	2090
		13.02.2012	Fixtures for Alibaug Comp.Centre	2896	2896	6	10%	145	2751
		14.02.2012	24 Plastic Chairs	7803	7803	6	10%	390	7413
		14.02.2012	White Magnetic Board	2970	2970	6	10%	149	2821
		21.02.2012	Computer Tables	80800	80800	6	10%	4040	76760
	305839.00		Total Furniture & Fixtures	127944.00	433783.00			38466.00	395317.00
D			MUSICAL EQUIPMENTS		23257	12	15%	3489	19768
	23257	31.12.2011	DVD Player / Sound System	5568	5568	6	15%	418	5150
			3 DVD Player						
	23257		Total	5568	28825			3907	24918
	135087		Musical Instrument		135087	12	15%	20263	114824
		05.12.2011	Music System	126370	126370	6	15%	9478	116892
		24.12.2011	Music System	13895	13895	6	15%	1042	12853
		24.12.2011	Amplifier	2000	2000	6	15%	150	1850
		31.12.2011	2 Tabla	5400	5400	6	15%	405	4995
		31.01.2012	2 Dholak	6000	6000	6	15%	450	5550
	135087		Total	153665	288752			31788	256964
	158344.00		Total Musical Equipments	159233.00	317577.00			35695.00	281882.00

SCHEDULE "B" - DEPRECIATION ON FIXED ASSETS

Sr no.	Opening Balance as on 1-4-11	Date of Purchase	Name of Fixed Assets	Addition during the year	Total Fixed Asset	No. of Months Deprecation to be taken as per IT Act	Rate of Dep.	Deprecation	WDV as on 31-3-12
E			OFFICE EQUIPMENTS						
1	8083		Water Pump	0	8083	12	15%	1212	6871
		28.11.2011	Borewell Pump	53580	53580	6	15%	4019	49561
			Total	53580	61663			5231	56432
2	9720		Water Purifier		9720	12	15%	1458	8262
			Total	0	9720			1458	8262
3	20289		Projector	0	20289	12	15%	3043	17246
			Total	0	20289			3043	17246
4	8020		A.V. Equipment	0	8020	12	15%	1203	6817
			Total	0	8020			1203	6817
5	91062		Invertor		91062	12	15%	13659	77403
		07.07.2011	1 Invertor	14750	14750	12	15%	2213	12537
		17.10.2011	1 Invertor	17375	17375	6	15%	1303	16072
		21.02.2012	1 Invertor	32500	32500	6	15%	2438	30062
			Total	64625	155687			19613	136074
6	24460		Digital Camera		24460	12	15%	3669	20791
		14.01.2012	Sony Digital Camera	4300	4300	6	15%	323	3977
			Total		28760			3992	24768
7	11816		Hard Disk for Camera		11816	12	15%	1772	10044
			Total		11816			1772	10044
8			Air Condition						
		14.07.2011	Panasonic Split AC	40564	40564	12	15%	6085	34479
		21.02.2012	LG Split AC	18500	18500	6	15%	1388	17112
	0		Total	59064	59064			7473	51591
9			Alluminium Ladder						
		24.09.2011	Purchase of Ladder	7650	7650	12	15%	1148	6502
10		03.06.2011	Sewing Machine-7	26700	26700	12	15%	4005	22695
		13.02.2012	Scanner	0.01	0.01	12	100%	0.01	0
	1336435.60		Grand Total	1097309.00	2433744.60			623439.66	1810304.94

LIGHT OF LIFE TRUST
Registration No.E-20474 (Mumbai)

SCHEDULES ANNEXED TO AND FORMING PART OF THE INCOME & EXPENDITURE ACCOUNT AS ON 31st MARCH, 2012.

<u>SCHEDULE "C"</u>	Rs.
ESTABLISHMENT EXPENSES	
Salary	1,299,385.00
Annual Incentive	20,800.00
Salary Arrears	55,400.00
Leave Encashment	7,200.00
Employers Contribution to PF	9,018.00
Administraion Charges	11,380.00
EDLI Charges On PF	5,100.00
Staff Welfare	28,001.00
Professional Fees	1,344,516.00
Conveyance	45,915.00
Hospitility Expenses	850.00
Telephone & Internet Expenses	22,050.00
Courier and Postage	6,132.00
Printing and Stationery	37,660.00
Memebership Fees	2,000.00
Filing Fees	330.00
Electricity Exp	162,003.50
Repair and Maintenance	51,190.00
Computer Maintenance & Software Expenses	19,637.00
Staff Medical Insurance	59,449.00
Bank Charges	5,430.00
Total	3,193,446.50



LIGHT OF LIFE TRUST
Registration No. E-20474 (Mumbai)

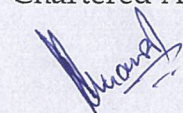
<u>SCHEDULE "D"</u>	
<u>Educational & Child Development</u>	Rs.
Aangan Prog. Expenses	14,593.00
Anando Plus Prog. Expenses	674,251.90
Anando Prog. Expenses	11,213,757.90
Anant Prog. Expenses	994,511.85
Jagruti Prog. Expenses	2,115,301.00
SFSEP Prog. Expenses	3,043,738.35
Event cost	436,980.00
Vaocational Training Cost	30,512.00
Grand Total	18,523,646.00



LIGHT OF LIFE TRUST
Registration No. E-20474 (Mumbai)

SCHEDULE "E" - SIGNIFICANT ACCOUNTING POLICIES AND NOTES TO ACCOUNTS	
1	Accounts are maintained on Accrual basis.
2	Govt. contribution, Rates & Taxes are accounted on cash basis
3	Fixed Assets are stated at Cost to the Trust.
4	Freehold Land at Uttan has been stated at aggregate of payments made by the Trust.
5	Depreciation on Fixed Assets have been provided for at the rates and in the manner prescribed under the Income Tax Act, 1961 and the Rules framed thereunder.
6	Donations include amounts received specifically for acquiring certain Fixed Assets, have been utilised for the same and such assets are included in Schedule A.
7	Donation received in the form of Materials, Clothes, Consumables, Foodgrains, Gifts, etc. were distributed amongst intended beneficiaries.
8	Figures of the previous year have been regrouped / re-arranged wherever considered necessary to make them comparable with those of current year.


As per our report of even date
For and on behalf of
M/s Agrawal Ashok & Associates
FRN. 129646W
Chartered Accountants




Ashok Agrawal
Proprietor
M No.034436
PLACE: MUMBAI
DATE: 25/9/12



FOR LIGHT OF LIFE TRUST



TRUSTEE



TRUSTEE